

MONTHLY REPORT OF DISBURSEMENTS
For the month of January 2022


Department State Universities and Colleges (SUCs)
 Agency/Entity Negros Oriental State University
 Operating Unit < not applicable >
 Organization Code (UACS) 08 072 0000000
 Fund Cluster 01 Regular Agency Fund

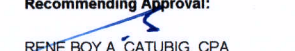
Particulars	Current Year Budget					Prior Year's Budget											SUB-TOTAL	Trust Liabilities				Grand Total					Remarks		
	PS	MOOE	FinEx	CO	TOTAL	Prior Year's Accounts Payable					Current Year's Accounts Payable							PS	MOOE	CO	TOTAL	PS	MOOE	FinEx	CO	TOTAL			
						PS	MOOE	FinEx	CO	Sub-Total	PS	MOOE	FinEx	CO	Sub-Total	TOTAL													
1	2	3	4	5	6=(2+3+4+5)	7	8	9	10	11=(7+8+9+10)	12	13	14	15	16=(12+13+14)	17=(11+16)	18=(6+17)	19	20	21	22=(19+20+21)	23	24	25	26	27=(23+24+25+26)	28		
CASH DISBURSEMENTS	12,390,636.63	927,372.01	0.00	12,181,758.48	25,499,767.12	0.00	0.00	0.00	0.00	0.00	0.00	0.00	0.00	0.00	0.00	0.00	25,499,767.12	0.00	0.00	0.00	0.00	12,390,636.63	927,372.01	0.00	12,181,758.48	25,499,767.12	CO is from prior year unpaid obligations		
Notice of Cash Allocation (NCA)	12,390,636.63	927,372.01	0.00	12,181,758.48	25,499,767.12	0.00	0.00	0.00	0.00	0.00	0.00	0.00	0.00	0.00	0.00	0.00	25,499,767.12	0.00	0.00	0.00	0.00	12,390,636.63	927,372.01	0.00	12,181,758.48	25,499,767.12			
MDS Checks Issued	12,358,134.84	768,347.39	0.00	12,181,758.48	25,308,240.71	0.00	0.00	0.00	0.00	0.00	0.00	0.00	0.00	0.00	0.00	0.00	25,308,240.71	0.00	0.00	0.00	0.00	12,358,134.84	768,347.39	0.00	12,181,758.48	25,308,240.71			
Advice to Debit Account	32,501.79	159,024.62	0.00	0.00	191,526.41	0.00	0.00	0.00	0.00	0.00	0.00	0.00	0.00	0.00	0.00	0.00	191,526.41	0.00	0.00	0.00	0.00	32,501.79	159,024.62	0.00	0.00	191,526.41			
Notice of Transfer Allocations (NTA)	0.00	0.00	0.00	0.00	0.00	0.00	0.00	0.00	0.00	0.00	0.00	0.00	0.00	0.00	0.00	0.00	0.00	0.00	0.00	0.00	0.00	0.00	0.00	0.00	0.00	0.00	0.00		
MDS Checks Issued	0.00	0.00	0.00	0.00	0.00	0.00	0.00	0.00	0.00	0.00	0.00	0.00	0.00	0.00	0.00	0.00	0.00	0.00	0.00	0.00	0.00	0.00	0.00	0.00	0.00	0.00	0.00	0.00	
Advice to Debit Account	0.00	0.00	0.00	0.00	0.00	0.00	0.00	0.00	0.00	0.00	0.00	0.00	0.00	0.00	0.00	0.00	0.00	0.00	0.00	0.00	0.00	0.00	0.00	0.00	0.00	0.00	0.00	0.00	
Working Fund for FAPs	0.00	0.00	0.00	0.00	0.00	0.00	0.00	0.00	0.00	0.00	0.00	0.00	0.00	0.00	0.00	0.00	0.00	0.00	0.00	0.00	0.00	0.00	0.00	0.00	0.00	0.00	0.00	0.00	
Cash Disbursement Ceiling (CDC)	0.00	0.00	0.00	0.00	0.00	0.00	0.00	0.00	0.00	0.00	0.00	0.00	0.00	0.00	0.00	0.00	0.00	0.00	0.00	0.00	0.00	0.00	0.00	0.00	0.00	0.00	0.00	0.00	
TOTAL CASH DISBURSEMENTS	12,390,636.63	927,372.01	0.00	12,181,758.48	25,499,767.12	0.00	0.00	0.00	0.00	0.00	0.00	0.00	0.00	0.00	0.00	0.00	25,499,767.12	0.00	0.00	0.00	0.00	12,390,636.63	927,372.01	0.00	12,181,758.48	25,499,767.12			
NON-CASH DISBURSEMENTS	1,454,390.28	8,465.48	0.00	611,553.13	2,074,408.89	0.00	0.00	0.00	0.00	0.00	0.00	0.00	0.00	0.00	0.00	0.00	2,074,408.89	0.00	0.00	0.00	0.00	1,454,390.28	8,465.48	0.00	611,553.13	2,074,408.89			
Tax Remittance Advices Issued (TRA)	1,454,390.28	8,465.48	0.00	611,553.13	2,074,408.89	0.00	0.00	0.00	0.00	0.00	0.00	0.00	0.00	0.00	0.00	0.00	2,074,408.89	0.00	0.00	0.00	0.00	1,454,390.28	8,465.48	0.00	611,553.13	2,074,408.89			
Non-Cash Availment Authority (NCAA)	0.00	0.00	0.00	0.00	0.00	0.00	0.00	0.00	0.00	0.00	0.00	0.00	0.00	0.00	0.00	0.00	0.00	0.00	0.00	0.00	0.00	0.00	0.00	0.00	0.00	0.00	0.00		
Disbursements effected through outright deductions from claims (please specify...)	0.00	0.00	0.00	0.00	0.00	0.00	0.00	0.00	0.00	0.00	0.00	0.00	0.00	0.00	0.00	0.00	0.00	0.00	0.00	0.00	0.00	0.00	0.00	0.00	0.00	0.00	0.00		
Overpayment of expenses(e.g. personnel benefits)	0.00	0.00	0.00	0.00	0.00	0.00	0.00	0.00	0.00	0.00	0.00	0.00	0.00	0.00	0.00	0.00	0.00	0.00	0.00	0.00	0.00	0.00	0.00	0.00	0.00	0.00	0.00	0.00	
Restitution for loss of government property	0.00	0.00	0.00	0.00	0.00	0.00	0.00	0.00	0.00	0.00	0.00	0.00	0.00	0.00	0.00	0.00	0.00	0.00	0.00	0.00	0.00	0.00	0.00	0.00	0.00	0.00	0.00	0.00	
Liquidated damages and similar claims	0.00	0.00	0.00	0.00	0.00	0.00	0.00	0.00	0.00	0.00	0.00	0.00	0.00	0.00	0.00	0.00	0.00	0.00	0.00	0.00	0.00	0.00	0.00	0.00	0.00	0.00	0.00	0.00	
Others (e.g. TEF, BTr, Docs Stamp, etc.)	0.00	0.00	0.00	0.00	0.00	0.00	0.00	0.00	0.00	0.00	0.00	0.00	0.00	0.00	0.00	0.00	0.00	0.00	0.00	0.00	0.00	0.00	0.00	0.00	0.00	0.00	0.00	0.00	
TOTAL NON-CASH DISBURSEMENTS	1,454,390.28	8,465.48	0.00	611,553.13	2,074,408.89	0.00	0.00	0.00	0.00	0.00	0.00	0.00	0.00	0.00	0.00	0.00	2,074,408.89	0.00	0.00	0.00	0.00	1,454,390.28	8,465.48	0.00	611,553.13	2,074,408.89			
GRAND TOTAL	13,845,026.91	935,837.49	0.00	12,793,311.61	27,574,176.01	0.00	0.00	0.00	0.00	0.00	0.00	0.00	0.00	0.00	0.00	0.00	27,574,176.01	0.00	0.00	0.00	0.00	13,845,026.91	935,837.49	0.00	12,793,311.61	27,574,176.01			

SUMMARY

Particulars (1)	Previous Report (2)	This Month (3)	As at Date (4)
Total Disbursement Authorities Received	-	35,494,408.89	35,494,408.89
NCA	-	33,420,000.00	33,420,000.00
NTA	-	0.00	-
Working Fund	0.00	0.00	-
TRA	-	2,074,408.89	2,074,408.89
CDC	0.00	0.00	-
NCAA	0.00	0.00	-
Less: Notice of Transfer of Allocations (NTA)* issued	0.00	0.00	-
Total Disbursement Authorities Available	-	35,494,408.89	35,494,408.89
Less:	0.00	0.00	-
Lapsed NCA	-	-	-
Disbursements	-	27,574,176.01	27,574,176.01
Less: Other Non-Cash Disbursements	0.00	0.00	-
Disbursements effected through outright deductions from claims	0.00	0.00	-
Overpayment of expenses(e.g. personnel benefits)	0.00	0.00	-
Restitution for loss of government property	0.00	0.00	-
Liquidated damages and similar claims	0.00	0.00	-
Others (e.g. TEF, BTr, Docs Stamp, etc.)	0.00	0.00	-
Add/Less: Adjustments (e.g. cancelled/staled checks)	0.00	0.00	-
Balance of Disbursement Authorities as at date	-	7,920,232.88	7,920,232.88
Total Disbursements Program	-	35,494,408.89	35,494,408.89
Less: *Actual Disbursements	-	27,574,176.01	27,574,176.01
(Over)/Under spending	-	7,920,232.88	7,920,232.88

Notes: * The use of NTA is discouraged
 Notes: ** Amounts should tally with the grand total disbursement (column 27).

Certified Correct:

 MAURICE ANAVER B. DORDADO, CPA
 University Chief Accountant
 Date: 09/02/2022

Recommending Approval:

 RENE BOY A. CATUBIG, CPA
 Chief Administrative Officer-Finance
 Date: 09/02/2022

Approved By:

 JOEL P. LIMSON, PH.D.
 University President
 Date: 09/02/2022

MONTHLY REPORT OF DISBURSEMENTS
For the month of February 2022


Department: State Universities and Colleges (SUCs)
 Agency/Entity: Negros Oriental State University
 Operating Unit: < not applicable >
 Organization Code (UACS): 08 072 0000000
 Fund Cluster: 01 Regular Agency Fund


Particulars	Current Year Budget					Prior Year's Budget											Trust Liabilities				Grand Total					Remarks			
	PS	MOOE	FinEx	CO	TOTAL	Prior Year's Accounts Payable					Current Year's Accounts Payable						PS	MOOE	CO	TOTAL	PS	MOOE	FinEx	CO	TOTAL				
						PS	MOOE	FinEx	CO	Sub-Total	PS	MOOE	FinEx	CO	Sub-Total	TOTAL													
1	2	3	4	5	6=(2+3+4+5)	7	8	9	10	11=(7+8+9+10)	12	13	14	15	16=(12+13+14+15)	17=(11+16)	18=(6+17)	19	20	21	22=(19+20+21)	23	24	25	26	27=(23+24+25+26)	28		
CASH DISBURSEMENTS	31,394,089.84	5,074,597.65	0.00	4,903,705.10	41,372,392.59	0.00	0.00	0.00	0.00	0.00	0.00	0.00	0.00	0.00	0.00	0.00	41,372,392.59	0.00	0.00	0.00	0.00	31,394,089.84	5,074,597.65	0.00	4,903,705.10	41,372,392.59			
Notice of Cash Allocation (NCA)	31,394,089.84	5,074,597.65	0.00	4,903,705.10	41,372,392.59	0.00	0.00	0.00	0.00	0.00	0.00	0.00	0.00	0.00	0.00	0.00	41,372,392.59	0.00	0.00	0.00	0.00	31,394,089.84	5,074,597.65	0.00	4,903,705.10	41,372,392.59			
MDS Checks Issued	30,649,163.81	2,180,896.02	0.00	4,903,705.10	37,733,764.93	0.00	0.00	0.00	0.00	0.00	0.00	0.00	0.00	0.00	0.00	0.00	37,733,764.93	0.00	0.00	0.00	0.00	30,649,163.81	2,180,896.02	0.00	4,903,705.10	37,733,764.93			
Advice to Debit Account	744,926.03	2,893,701.63	0.00	0.00	3,638,627.66	0.00	0.00	0.00	0.00	0.00	0.00	0.00	0.00	0.00	0.00	0.00	3,638,627.66	0.00	0.00	0.00	0.00	744,926.03	2,893,701.63	0.00	0.00	3,638,627.66			
Notice of Transfer Allocations (NTA)	0.00	0.00	0.00	0.00	0.00	0.00	0.00	0.00	0.00	0.00	0.00	0.00	0.00	0.00	0.00	0.00	0.00	0.00	0.00	0.00	0.00	0.00	0.00	0.00	0.00	0.00	0.00		
MDS Checks Issued	0.00	0.00	0.00	0.00	0.00	0.00	0.00	0.00	0.00	0.00	0.00	0.00	0.00	0.00	0.00	0.00	0.00	0.00	0.00	0.00	0.00	0.00	0.00	0.00	0.00	0.00	0.00	0.00	
Advice to Debit Account	0.00	0.00	0.00	0.00	0.00	0.00	0.00	0.00	0.00	0.00	0.00	0.00	0.00	0.00	0.00	0.00	0.00	0.00	0.00	0.00	0.00	0.00	0.00	0.00	0.00	0.00	0.00	0.00	
Working Fund for FAPs	0.00	0.00	0.00	0.00	0.00	0.00	0.00	0.00	0.00	0.00	0.00	0.00	0.00	0.00	0.00	0.00	0.00	0.00	0.00	0.00	0.00	0.00	0.00	0.00	0.00	0.00	0.00	0.00	
Cash Disbursement Ceiling (CDC)	0.00	0.00	0.00	0.00	0.00	0.00	0.00	0.00	0.00	0.00	0.00	0.00	0.00	0.00	0.00	0.00	0.00	0.00	0.00	0.00	0.00	0.00	0.00	0.00	0.00	0.00	0.00	0.00	
TOTAL CASH DISBURSEMENTS	31,394,089.84	5,074,597.65	0.00	4,903,705.10	41,372,392.59	0.00	0.00	0.00	0.00	0.00	0.00	0.00	0.00	0.00	0.00	0.00	41,372,392.59	0.00	0.00	0.00	0.00	31,394,089.84	5,074,597.65	0.00	4,903,705.10	41,372,392.59			
NON-CASH DISBURSEMENTS	1,591,391.85	32,443.61	0.00	445,791.37	2,069,626.83	0.00	0.00	0.00	0.00	0.00	0.00	0.00	0.00	0.00	0.00	0.00	2,069,626.83	0.00	0.00	0.00	0.00	1,591,391.85	32,443.61	0.00	445,791.37	2,069,626.83			
Tax Remittance Advices Issued (TRA)	1,591,391.85	32,443.61	0.00	445,791.37	2,069,626.83	0.00	0.00	0.00	0.00	0.00	0.00	0.00	0.00	0.00	0.00	0.00	2,069,626.83	0.00	0.00	0.00	0.00	1,591,391.85	32,443.61	0.00	445,791.37	2,069,626.83			
Non-Cash Availment Authority (NCAA)	0.00	0.00	0.00	0.00	0.00	0.00	0.00	0.00	0.00	0.00	0.00	0.00	0.00	0.00	0.00	0.00	0.00	0.00	0.00	0.00	0.00	0.00	0.00	0.00	0.00	0.00	0.00	0.00	
Disbursements effected through outright deductions from claims (please specify...)	0.00	0.00	0.00	0.00	0.00	0.00	0.00	0.00	0.00	0.00	0.00	0.00	0.00	0.00	0.00	0.00	0.00	0.00	0.00	0.00	0.00	0.00	0.00	0.00	0.00	0.00	0.00	0.00	
Overpayment of expenses(e.g. personnel benefits)	0.00	0.00	0.00	0.00	0.00	0.00	0.00	0.00	0.00	0.00	0.00	0.00	0.00	0.00	0.00	0.00	0.00	0.00	0.00	0.00	0.00	0.00	0.00	0.00	0.00	0.00	0.00	0.00	
Restitution for loss of government property	0.00	0.00	0.00	0.00	0.00	0.00	0.00	0.00	0.00	0.00	0.00	0.00	0.00	0.00	0.00	0.00	0.00	0.00	0.00	0.00	0.00	0.00	0.00	0.00	0.00	0.00	0.00	0.00	
Liquidated damages and similar claims	0.00	0.00	0.00	0.00	0.00	0.00	0.00	0.00	0.00	0.00	0.00	0.00	0.00	0.00	0.00	0.00	0.00	0.00	0.00	0.00	0.00	0.00	0.00	0.00	0.00	0.00	0.00	0.00	
Others (e.g. TEF, BTR, Docs Stamp, etc.)	0.00	0.00	0.00	0.00	0.00	0.00	0.00	0.00	0.00	0.00	0.00	0.00	0.00	0.00	0.00	0.00	0.00	0.00	0.00	0.00	0.00	0.00	0.00	0.00	0.00	0.00	0.00	0.00	
TOTAL NON-CASH DISBURSEMENTS	1,591,391.85	32,443.61	0.00	445,791.37	2,069,626.83	0.00	0.00	0.00	0.00	0.00	0.00	0.00	0.00	0.00	0.00	0.00	2,069,626.83	0.00	0.00	0.00	0.00	1,591,391.85	32,443.61	0.00	445,791.37	2,069,626.83			
GRAND TOTAL	32,985,481.69	5,107,041.26	0.00	5,349,496.47	43,442,019.42	0.00	0.00	0.00	0.00	0.00	0.00	0.00	0.00	0.00	0.00	0.00	43,442,019.42	0.00	0.00	0.00	0.00	32,985,481.69	5,107,041.26	0.00	5,349,496.47	43,442,019.42			

SUMMARY

Particulars (1)	Previous Report (2)	This Month (3)	As at Date (4)
	Total Disbursement Authorities Received	35,494,408.89	36,688,626.83
NCA	33,420,000.00	34,619,000.00	68,039,000.00
NTA	-	0.00	-
Working Fund	0.00	0.00	-
TRA	2,074,408.89	2,069,626.83	4,144,035.72
CDC	0.00	0.00	-
NCAA	0.00	0.00	-
Less: Notice of Transfer of Allocations (NTA)* issued	0.00	0.00	-
Total Disbursement Authorities Available	35,494,408.89	36,688,626.83	72,183,035.72
Less:	0.00	0.00	-
Lapsed NCA	-	-	-
Disbursements	27,574,176.01	43,442,019.42	71,016,195.43
Less: Other Non-Cash Disbursements	0.00	0.00	-
Disbursements effected through outright deductions from claims	0.00	0.00	-
Overpayment of expenses(e.g. personnel benefits)	0.00	0.00	-
Restitution for loss of government property	0.00	0.00	-
Liquidated damages and similar claims	0.00	0.00	-
Others (e.g. TEF, BTR, Docs Stamp, etc.)	0.00	0.00	-
Add/Less: Adjustments (e.g. cancelled/staled checks)	0.00	0.00	-
Balance of Disbursement Authorities as at date	7,920,232.88	(6,753,392.59)	1,166,840.29
Total Disbursements Program	35,494,408.89	36,688,626.83	72,183,035.72
Less: *Actual Disbursements	27,574,176.01	43,442,019.42	71,016,195.43
(Over)/Under spending	7,920,232.88	(6,753,392.59)	1,166,840.29

Notes: * The use of NTA is discouraged
 Notes: ** Amounts should tally with the grand total disbursement (column 27).

Certified Correct:

 MAURICE ANAVER B. DORDADO, CPA
 University Chief Accountant
 Date: 09/03/2022

Recommending Approval:

 RENE BOY A. CATUBIG, CPA
 Chief Administrative Officer-Finance
 Date: 09/03/2022

FOR: 
Approved By:

 JOEL P. LIMSON, PH.D.
 University President
 Date: 09/03/2022

MONTHLY REPORT OF DISBURSEMENTS
For the month of March 2022

Department: State Universities and Colleges (SUCs)
 Agency/Entity: Negros Oriental State University
 Operating Unit: < not applicable >
 Organization Code (UACS): 08 072 0000000
 Fund Cluster: 01 Regular Agency Fund

Particulars	Current Year Budget					Prior Year's Budget											Trust Liabilities				Grand Total					Remarks			
	PS	MOOE	FinEx	CO	TOTAL	Prior Year's Accounts Payable					Current Year's Accounts Payable						SUB-TOTAL	PS	MOOE	CO	TOTAL	PS	MOOE	FinEx	CO		TOTAL		
						PS	MOOE	FinEx	CO	Sub-Total	PS	MOOE	FinEx	CO	Sub-Total	TOTAL													
1	2	3	4	5	6=(2+3+4+5)	7	8	9	10	11=(7+8+9+10)	12	13	14	15	16=(12+13+14+15)	17=(11+16)	18=(6+17)	19	20	21	22=(19+20+21)	23	24	25	26	27=(23+24+25+26)	28		
CASH DISBURSEMENTS	26,239,437.62	4,328,149.19	0.00	7,033,193.32	37,600,780.13	0.00	0.00	0.00	0.00	0.00	0.00	0.00	0.00	0.00	0.00	0.00	37,600,780.13	0.00	0.00	0.00	0.00	26,239,437.62	4,328,149.19	0.00	7,033,193.32	37,600,780.13			
Notice of Cash Allocation (NCA)	26,239,437.62	4,328,149.19	0.00	7,033,193.32	37,600,780.13	0.00	0.00	0.00	0.00	0.00	0.00	0.00	0.00	0.00	0.00	0.00	37,600,780.13	0.00	0.00	0.00	0.00	26,239,437.62	4,328,149.19	0.00	7,033,193.32	37,600,780.13			
MDS Checks Issued	25,081,028.68	1,017,700.01	0.00	7,033,193.32	33,131,922.01	0.00	0.00	0.00	0.00	0.00	0.00	0.00	0.00	0.00	0.00	0.00	33,131,922.01	0.00	0.00	0.00	0.00	25,081,028.68	1,017,700.01	0.00	7,033,193.32	33,131,922.01			
Advice to Debit Account	1,158,408.94	3,310,449.18	0.00	0.00	4,468,858.12	0.00	0.00	0.00	0.00	0.00	0.00	0.00	0.00	0.00	0.00	0.00	4,468,858.12	0.00	0.00	0.00	0.00	1,158,408.94	3,310,449.18	0.00	0.00	4,468,858.12			
Notice of Transfer Allocations (NTA)	0.00	0.00	0.00	0.00	0.00	0.00	0.00	0.00	0.00	0.00	0.00	0.00	0.00	0.00	0.00	0.00	0.00	0.00	0.00	0.00	0.00	0.00	0.00	0.00	0.00	0.00	0.00		
MDS Checks Issued	0.00	0.00	0.00	0.00	0.00	0.00	0.00	0.00	0.00	0.00	0.00	0.00	0.00	0.00	0.00	0.00	0.00	0.00	0.00	0.00	0.00	0.00	0.00	0.00	0.00	0.00	0.00	0.00	
Advice to Debit Account	0.00	0.00	0.00	0.00	0.00	0.00	0.00	0.00	0.00	0.00	0.00	0.00	0.00	0.00	0.00	0.00	0.00	0.00	0.00	0.00	0.00	0.00	0.00	0.00	0.00	0.00	0.00	0.00	
Working Fund for FAPs	0.00	0.00	0.00	0.00	0.00	0.00	0.00	0.00	0.00	0.00	0.00	0.00	0.00	0.00	0.00	0.00	0.00	0.00	0.00	0.00	0.00	0.00	0.00	0.00	0.00	0.00	0.00	0.00	
Cash Disbursement Ceiling (CDC)	0.00	0.00	0.00	0.00	0.00	0.00	0.00	0.00	0.00	0.00	0.00	0.00	0.00	0.00	0.00	0.00	0.00	0.00	0.00	0.00	0.00	0.00	0.00	0.00	0.00	0.00	0.00	0.00	
TOTAL CASH DISBURSEMENTS	26,239,437.62	4,328,149.19	0.00	7,033,193.32	37,600,780.13	0.00	0.00	0.00	0.00	0.00	0.00	0.00	0.00	0.00	0.00	0.00	37,600,780.13	0.00	0.00	0.00	0.00	26,239,437.62	4,328,149.19	0.00	7,033,193.32	37,600,780.13			
NON-CASH DISBURSEMENTS	1,593,349.36	102,326.41	0.00	639,433.16	2,335,108.93	0.00	0.00	0.00	0.00	0.00	0.00	0.00	0.00	0.00	0.00	0.00	2,335,108.93	0.00	0.00	0.00	0.00	1,593,349.36	102,326.41	0.00	639,433.16	2,335,108.93			
Tax Remittance Advices Issued (TRA)	1,593,349.36	102,326.41	0.00	639,433.16	2,335,108.93	0.00	0.00	0.00	0.00	0.00	0.00	0.00	0.00	0.00	0.00	0.00	2,335,108.93	0.00	0.00	0.00	0.00	1,593,349.36	102,326.41	0.00	639,433.16	2,335,108.93			
Non-Cash Availment Authority (NCAA)	0.00	0.00	0.00	0.00	0.00	0.00	0.00	0.00	0.00	0.00	0.00	0.00	0.00	0.00	0.00	0.00	0.00	0.00	0.00	0.00	0.00	0.00	0.00	0.00	0.00	0.00	0.00	0.00	
Disbursements effected through outright deductions from claims (please specify...)	0.00	0.00	0.00	0.00	0.00	0.00	0.00	0.00	0.00	0.00	0.00	0.00	0.00	0.00	0.00	0.00	0.00	0.00	0.00	0.00	0.00	0.00	0.00	0.00	0.00	0.00	0.00	0.00	
Overpayment of expenses(e.g. personnel benefits)	0.00	0.00	0.00	0.00	0.00	0.00	0.00	0.00	0.00	0.00	0.00	0.00	0.00	0.00	0.00	0.00	0.00	0.00	0.00	0.00	0.00	0.00	0.00	0.00	0.00	0.00	0.00	0.00	
Restitution for loss of government property	0.00	0.00	0.00	0.00	0.00	0.00	0.00	0.00	0.00	0.00	0.00	0.00	0.00	0.00	0.00	0.00	0.00	0.00	0.00	0.00	0.00	0.00	0.00	0.00	0.00	0.00	0.00	0.00	
Liquidated damages and similar claims	0.00	0.00	0.00	0.00	0.00	0.00	0.00	0.00	0.00	0.00	0.00	0.00	0.00	0.00	0.00	0.00	0.00	0.00	0.00	0.00	0.00	0.00	0.00	0.00	0.00	0.00	0.00	0.00	
Others (e.g. TEF, BTr, Docs Stamp, etc.)	0.00	0.00	0.00	0.00	0.00	0.00	0.00	0.00	0.00	0.00	0.00	0.00	0.00	0.00	0.00	0.00	0.00	0.00	0.00	0.00	0.00	0.00	0.00	0.00	0.00	0.00	0.00	0.00	
TOTAL NON-CASH DISBURSEMENTS	1,593,349.36	102,326.41	0.00	639,433.16	2,335,108.93	0.00	0.00	0.00	0.00	0.00	0.00	0.00	0.00	0.00	0.00	0.00	2,335,108.93	0.00	0.00	0.00	0.00	1,593,349.36	102,326.41	0.00	639,433.16	2,335,108.93			
GRAND TOTAL	27,832,786.98	4,430,475.60	0.00	7,672,626.48	39,935,889.06	0.00	0.00	0.00	0.00	0.00	0.00	0.00	0.00	0.00	0.00	0.00	39,935,889.06	0.00	0.00	0.00	0.00	27,832,786.98	4,430,475.60	0.00	7,672,626.48	39,935,889.06			

SUMMARY

Particulars	Previous Report	This Month	As at Date
(1)	(2)	(3)	(4)
Total Disbursement Authorities Received	72,183,035.72	38,769,108.93	110,952,144.65
NCA	68,039,000.00	36,434,000.00	104,473,000.00
NTA	0.00	0.00	0.00
Working Fund	0.00	0.00	0.00
TRA	4,144,035.72	2,335,108.93	6,479,144.65
CDC	0.00	0.00	0.00
NCAA	0.00	0.00	0.00
Less: Notice of Transfer of Allocations (NTA)* Issued	0.00	0.00	0.00
Total Disbursement Authorities Available	72,183,035.72	38,769,108.93	110,952,144.65
Less:	0.00	0.00	0.00
Lapsed NCA	0.00	0.00	0.00
Disbursements	71,016,195.43	39,935,889.06	110,952,084.49
Less: Other Non-Cash Disbursements	0.00	0.00	0.00
Disbursements effected through outright deductions from claims	0.00	0.00	0.00
Overpayment of expenses(e.g. personnel benefits)	0.00	0.00	0.00
Restitution for loss of government property	0.00	0.00	0.00
Liquidated damages and similar claims	0.00	0.00	0.00
Others (e.g. TEF, BTr, Docs Stamp, etc.)	0.00	0.00	0.00
Add/Less: Adjustments (e.g. cancelled/staled checks)	0.00	0.00	0.00
Balance of Disbursement Authorities as at date	1,166,840.29	(1,166,780.13)	60.16
Total Disbursements Program	72,183,035.72	38,769,108.93	110,952,144.65
Less: *Actual Disbursements	71,016,195.43	39,935,889.06	110,952,084.49
(Over)/Under spending	1,166,840.29	(1,166,780.13)	60.16

Notes: * The use of NTA is discouraged
 Notes: ** Amounts should tally with the grand total disbursement (column 27).

Certified Correct:

MAURICE ANAVER B. DORDADO, CPA
 University Chief Accountant

Date:

Recommending Approval:

RENE BOY A. CATUBIG, CPA
 Chief Administrative Officer-Finance

Date:

Approved By: JOEL P. LIMSON, PH.D.
 University President

Date: